

Please study the details before the meeting

## Guidelines, Method and Procedure for Attending the Annual General Meeting of the Shareholders via Electronic Means (e-Meeting)

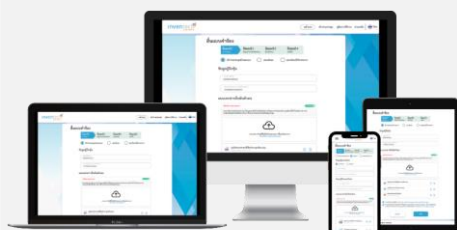
### Procedure on e-Request System to Attend the e-Meeting

1. Shareholders must submit an e-Request to attend the e-Meeting via web browser at <https://app.inventech.co.th/S171284R/#/homepage>

or scan QR Code



and follow the steps as shown in the picture



**\*\*For multiple user account, please use the same email and phone number to register\*\***

1 Click link URL or scan QR Code from the invitation to the shareholders'

2 Choose type request for request form to 4 steps

Step 1 Fill in the information

Step 2 Fill in the verification information

Step 3 OTP verification

Step 4 Post-transaction succeeded, the system will display information again to verify the exactitude of the information

3 Please wait for an email confirmation with meeting information and password

2. For shareholders who wish to attend the e-meeting either on his/her behalf or by appointing proxy who is not the Company's independent director, the e-Request shall be available on 17 April 2024, at 8:30 a.m. towards the adjournment of the meeting on 26 April 2024.

3. The electronic conference system shall be available on 26 April 2024, at 11:00 a.m. (2 hours before the opening of the meeting). Shareholders or proxies shall use the provided username and password and follow the instruction manual to access the system.

### Proxy Appointment to the Company's Independent Directors

Shareholders who wish to appoint the Company's independent director as proxy to attend the meeting and casting vote on his/her behalf, please study the information of independent directors for the proxy appointment as provided in Enclosure 7 and submit an application and required documents through e-Request system as detailed above. In addition, shareholders may also utilize the "e-Proxy Voting" service provided by Thailand Securities Depository Company Limited as another registration channel through the "Investor Portal". For more details, please contact Thailand Securities Depository Company Limited.

Should you have any issue with the software, please contact Inventech Call Center.



02-931-9132



@inventechconnect



Available from 17 - 26 April 2024, at 08.30 a.m. – 05.30 p.m.

**(for business day only, excluding national and public holidays)**



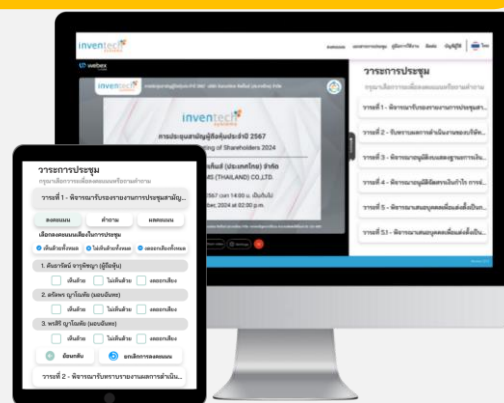
Report a problem

@inventechconnect

Please study the details before the meeting

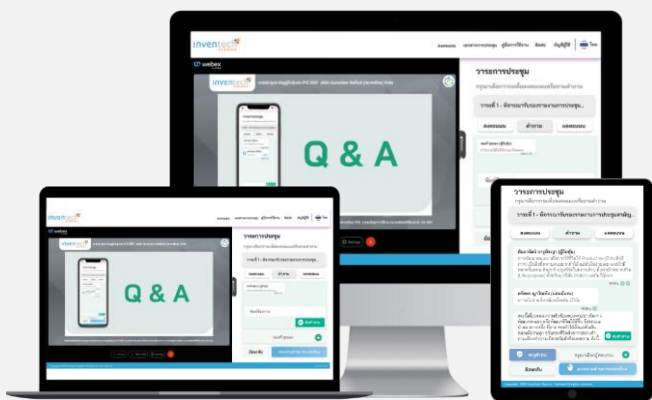
## Registration Procedure for Attending the Meeting (e-Register) and voting process (e-Voting)

- 1 Fill in email and password received from your email or request OTP to login
- 2 Click on "Register" button, then you will be registered and counted as a quorum.
- 3 Click on "Join Attendance" button, then click on "Join Meeting" button
- 4 Select the agenda to cast a vote
- 5 Click on "Vote" button
- 6 Click the voting button to cast a vote at your discretion
- 7 The system will display status of your latest vote



To cancel your latest vote, please press the "Cancel latest vote" button (This shall be deemed that your most recent vote will be equal to not voting, or your vote will be counted in the voting result determined by the meeting). Vote casting may be changed until the voting period is complete.

## Inquiry procedure via InvenTech Connect



- Select the agenda to inquire
  - Click "Ask a question" button
- 1 Inquiry Submission
    - Type the question then click "Send" button
  - 2 Inquiry via video and sound
    - Click "Conference" button
    - Click "OK" button to confirm your queue
    - Wait for the queue to open microphone and camera for query

## How to use InvenTech Connect



User Manual for e-Request



User Manual for e-Voting



Video of using InvenTech Connect

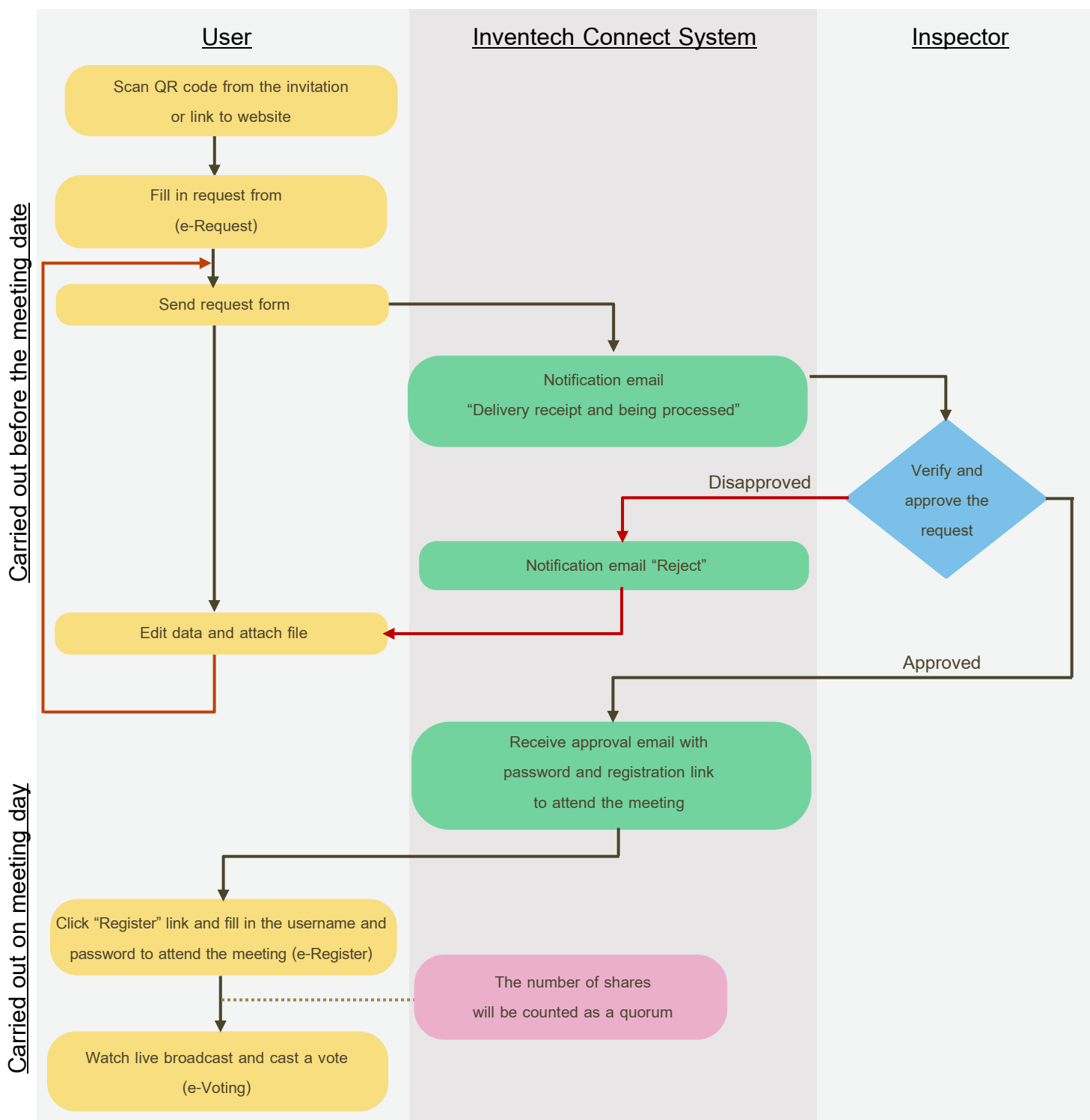
\* Remark : Operation of the electronic conferencing system and InvenTech Connect systems are subject to the internet system of shareholder or proxy including equipment and/or program used. Please see equipment and/or program as follows for the best performance:

1. Internet speed recommend
  - High-Definition Video: Must have an internet speed at 2.5 Mbps (Recommended internet speed)
  - High Quality Video: Must have an internet speed at 1.0 Mbps
  - Standard Quality Video: Must have an internet speed at 0.5 Mbps
2. Equipment requirements
  - Smartphone / Tablet with IOS or android OS
  - PC / Laptop that with Windows or Mac OS
3. Internet Browser: Firefox or Chrome (Recommended) or Safari

**\*\* The system does not support Internet Explorer**

Please study the details before the meeting

### Guidelines for attending of Electronic Meeting



#### Condition of use

##### To merge an account / change account

In case of multiple account requested by using the same email and phone number, the system will merge the account or in case user has more than 1 account, you can click on "Change account" and the prior account shall be included as the calculation base of the meeting.

##### To leave the meeting

Attendees can click on "Register for exit the quorum", the system shall deduct your shares from the calculation base.